




# floatOne

## Product Description

as at: January 2016



**float**  
Med Tec





## History

### float

Since the beginning of 2004, we have been operating a float spa in the Munich district of Schwabing. It is open 7 days a week and offers high quality massages as well as float sessions. The spa in Schwabing has rapidly developed from being an insider tip to becoming an integral part of medical wellness. Well known sports physicians send us their clients, many happy and satisfied customers have been spreading the word about their experiences and complimentary reports in the press have also largely contributed to float's immense increase in popularity.

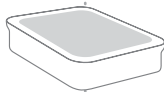
Since the end of 2006, float has been offering a partner system, which now comprises 12 locations in Germany and Switzerland. Over the last few years, we have been able to release over 190.000 customers back into their busy lives and have accumulated a wealth of valuable experience in our market segment.

### floatOne

floatOne was developed after years of experience operating a variety of floatation tank styles by different manufacturers. Close observation of our clients' needs together with the meticulous and lengthy analysis of technical possibilities finally lead to the creation of floatOne.

FloatOne is highly sophisticated spa, which comes equipped with modern water preparation and reservoir systems. It fulfils the requirements of the most demanding client and its design draws upon our accumulated experience and knowledge as spa system operators. Particular emphasis was placed on providing simplified control mechanisms for the operator and superior comfort for the client. floatOne is available for purchase at a very unique price-performance ratio.

We have access to a global service network providing maintenance and after-sales services and can respond to problems in a fast and cost efficient manner.



## Technical Data

### Floatation Pool

Inside dimensions: width 170 cm x length 230 cm x depth 47 cm  
Outside dimensions: width 190 cm x length 250 cm x depth 52 cm  
Water Depth: 28 cm

### Material

Glass fibre reinforced plastic

### Colour

Standard colour white (RAL 9010), other colours available upon request

### Weight (filled)

approx. 1,800 kg  
(Filling capacity: 1,200 l saline solution containing 470 kg Epsom salts)

### Floor Load

The floor load for the filled pool is 500 kg per m<sup>2</sup>

### Interior Decoration\*

As requested, e.g. Bisazza tiles, glass sliding doors, etc.

### Control by Reception

- Preparation and filling
- Timer for floatation sessions

### Control by Client

- On/off light switch
- Remote control in the Aquapack for colour light therapy
- Emergency button
- On/off switch for music (fade in / fade out)

### Guarantee

2 years on all parts

### Water Treatment Equipment

- Empties, prepares and refills in approx. 15 minutes
- Continuously measures and regulates all relevant chemical levels
- Filters are backwashed after automatically

### Floatation Room Equipment

Wall and pool heating for a permanent and ideal room and float temperature (35° C)

\* These elements are optional and are not included in the Basic Package.

**float**  
M e d T e c





## Interior Requirements for the Installation of a Float System

### Float Room

In order to create the ideal conditions for your floatation system, please observe the following points:

- To enable the installation of the spa, the minimum dimensions for the room are 3 x 4 m. The minimum ceiling height is 2,50 m.
- A shower unit is required in the same room.
- The room must be heatable. Underfloor heating is recommended.
- The distance from the shower to the pool should be kept as short as possible in order to keep the cleaning requirements (salt on the floor) to a minimum.
- The room for the installation of the pool should be easily accessible. The door and hallways must be suitable for the transport of the pool with these dimensions: length 2.50 m x width 1.90 m x depth 0.5 m.
- The doors to the float room should be lockable from the inside but, in case of emergency, also be able to be opened from the outside.
- The walls should be soundproofed as best possible (professional advice is necessary either by floatzero or a specialist).
- A lot of moisture is generated, not so much from the floatation area (own ventilation system) but from the shower incorporated in the room. Therefore good ventilation is required (specialist advice required).
- A toilet and small washbasin should be integrated.
- The floor covering should be waterproof, washable, non-slip and resistant to salt water (specialist advice required).
- The floor tiles should have an edging up the wall, approximately 10cm high (splash water, floor cleaning).
- The lighting for the anteroom where shower, toilet, and washbasin are located should be equipped with a movement sensor. An additional bright light for cleaning is advised.











## Interior Requirements for the Installation of a Float System

### Equipment Room

Water preparation takes place in the equipment room where the water preparation unit is located. The unit is connected to the floatation pool with a system of pipes.

The equipment room should satisfy the following conditions:

- The room should be 8 - 10 m<sup>2</sup> in floor area.
- The weight of the filled standard saline solution storage is 1.000 kg/m<sup>2</sup>.  
If needed, a reduction to 500 kg/m<sup>2</sup> is possible.
- The equipment room should be located as near as possible (ideally adjacent) to the floatation room.
- It is particularly important to pay attention to sound proofing between these two rooms.
- Drainage (ideally a floor drain) to the canalization and a water supply are necessary. If this is not feasible, it is possible to integrate a pumping system.
- This equipment room and the space beneath the floatation pool require particular leakage protection (tiles, special adhesive).
- The room must have 1 x three-phase 400 V / 25 Amp and 2 x 230V / 16 Amp electrical supply.
- The equipment room must have a separate fuse (RCD).

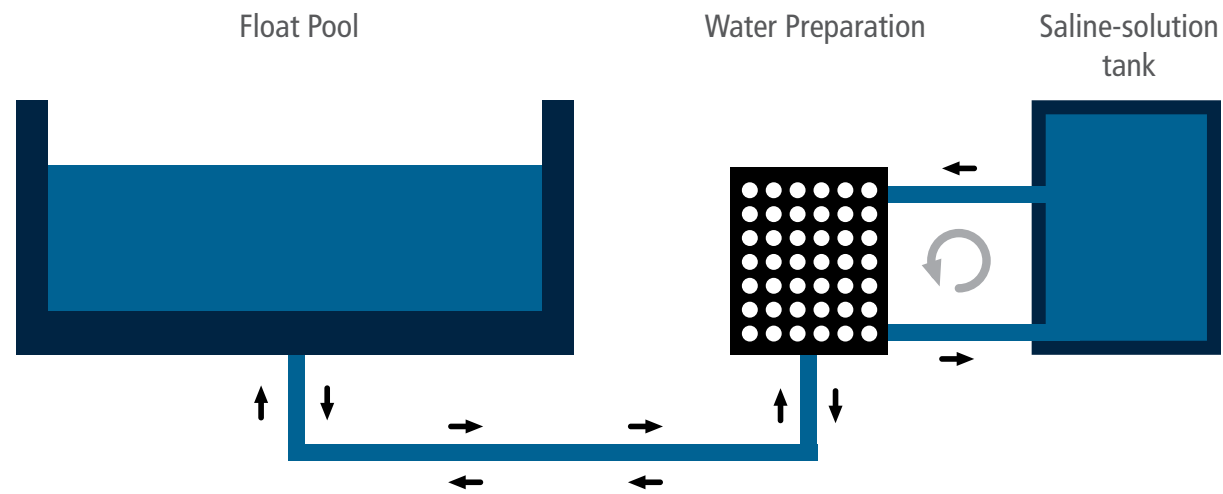
### Structural Requirements

- Flat floor
- Ventilation
- Fresh water connection 3/4"
- Mains water pressure, minimum 1.5 bar, maximum 4.5 bar
- Connection to canalization and floor drainage minimum DN 100, backwater free
- Hot water connection in- and outflow 1", water flow rate approx. 15 l/min, 8.5 kW at 60°C



## Water Preparation

floatOne's water preparation and filtration system exceeds by far the high standards set by the German department of industry as regards design, quality of workmanship and the possibility to read and store measurement data. Floating is made possible in absolutely sterile and hygienically prepared super-saturated saline solution.



The automatic filling and emptying of the floatation pool before and after each client ensures hygienic safety.

The pool itself can be optimally cleaned between every individual floating experience.

During filling and emptying of the pool, there is no major loss of saline solution.

## Water Preparation

**The Saline Solution Preparation Unit is comprised of the following components:**

- **Saline solution storage and release tank**, made of salt water resistant polypropylene with an insulated bottom, can be entirely emptied, have an inspection hatch and filling cap, in- and outflow connection with flange, overflow, transparent pipe for level control, drainage connector.
- **Circulation and drainage pump**, of salt water resistant, synthetic material, RPM-regulated with a frequency converter in the control cabinet, with a pre-sieve and screw connector for suction and pressure pipes, constructed for a circulation speed of approximately 6 m<sup>3</sup> per hour.
- **Single-layer filter**, salt water resistant synthetic container as a filter with spring loaded pilot valve to enable automatic filter cleaning, upper flow indicators, manometers (pressure gauge) as well as an in-built, automatic and manual breather and drainage tap, filter diameter is 500 mm.
- **Heating**, heat exchanger for connection to central warm water heating in a salt water resistant design. Thermal output is approximately 8.5 kW with 60° C inflow temperature.
- **Measurement and control technology**, measurement unit to register free chlorine, pH value, reduction-oxidation potential and the temperature of the saline solution, ready mounted on a mounting panel with pre-sieve and measurement cell, digital measurement recording, integrated bus connection to the central control unit including measurement electrodes, inductive conductance measurement in a batch unit to regulate the concentration of the saline solution via the central control unit, with a measurement sample pipe to connect to the circulation system.
- **Dosing stations for chlorine, pH and flocking**, pipe dosage pumps for wall mounting with a suction rod for dosing liquids from a canister with a connector to the central control unit for proportional control, includes reserve warning.

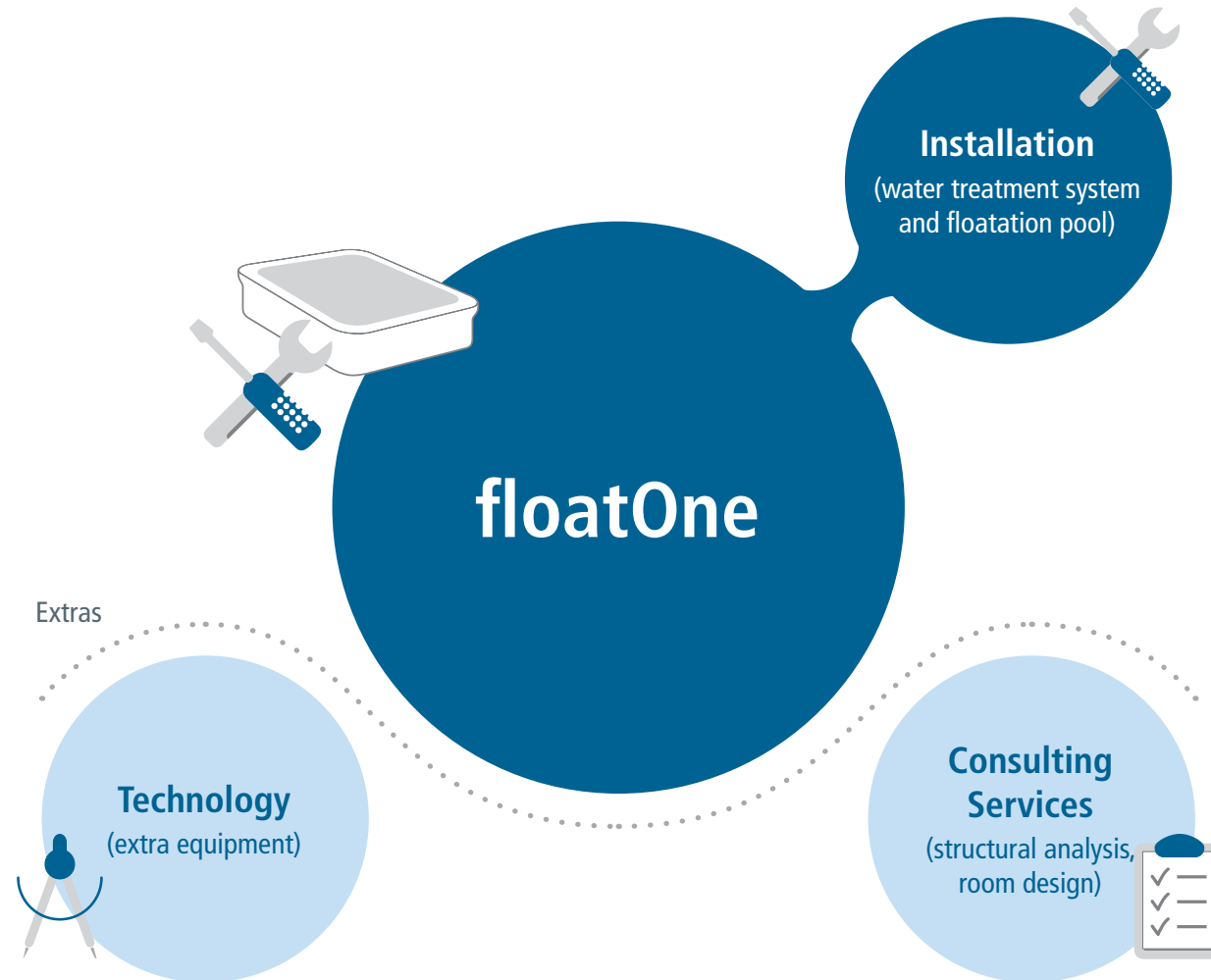


## Water Preparation

Central control cabinet with digital control unit. Standardized control cabinet made of sheet steel for wall mounting and connection to all listed components of the preparation unit:

- main switch
- phase display
- switch for the pumps and displays for operation and faults
- current leakage, circuit breaker
- aggregate fault alarm including potential-free contact for retransmission
- energy saving built-in frequency converter to regulate the RPM-speed of the pumps
- control computer built in the door with a 6.5" flat screen and a menu-driven touch-screen to control the complete preparation of the saline solution as a central control unit
- connections for an external switch to fill or empty the floatation pool
- input, display and control of the nominal and actual values of free chlorine, pH value, temperature and concentration of saline solution
- fault and alarm displays
- alarm memory
- 48 hour diagram
- autotimer for the automatic filter wash
- hydraulic pilot valve to serve saline solution and wash tanks and the floatation pool, as well as the complete drainage of the floatation pool into the canalization, salt water resistant design.
- Level electrodes in salt water resistant design to control the level in the salt water storage and supply tanks as well as the washing tank and in the floatation pool.

## Basic Package and Options





## Basic Package and Options

<b>floatOne</b> Basic Package	<b>Floatation Pool</b> <ul style="list-style-type: none"> <li>• pool heating</li> <li>• lighting system</li> <li>• music system</li> <li>• alarm</li> <li>• wall heating</li> <li>• sub-structure</li> </ul>	<b>Water Treatment System</b> <ul style="list-style-type: none"> <li>• system pursuant to DIN19643</li> <li>• automatic measuring and monitoring equipment</li> <li>• filter backwash system</li> <li>• touch screen</li> <li>• saline solution storage technology</li> <li>• automatic filling and emptying system</li> </ul>	<b>Price on request</b>
<b>Installation</b>	<b>Installation floatOne Basispaket</b> <ul style="list-style-type: none"> <li>• water treatment system (sanitary, electric)</li> <li>• floatation pool (detailed implementation planning)</li> </ul>		<b>Price on request</b>
<b>Extras</b>	<b>Consultation services</b> <ul style="list-style-type: none"> <li>• detailed CAD design of technology and floatation rooms</li> <li>• design of spa and wellness areas</li> <li>• business plan</li> <li>• architecture</li> <li>• economic advice</li> </ul>		<b>Price on request</b>
	<b>Technology</b> <ul style="list-style-type: none"> <li>• colour light therapy</li> <li>• touch screen for reception</li> <li>• customised shapes and colours for floatation pools</li> <li>• structural analysis</li> </ul>		<b>Price on request</b>

All prices exclude VAT.

**Terms of payment and delivery:** 80% of the purchasing price upon receipt of order, 20% of the price is due upon delivery. Delivery will be within 8 to 10 weeks after the receipt of the order in writing. The terms and conditions of float Med Tec GmbH apply.





**float Med Tec GmbH**

Feilitzschstr. 26

D-80802 Munich

Phone +49 (0) 89 33 03 71 71

Fax +49 (0) 89 94 39 92 39 9

[info@float-medtec.com](mailto:info@float-medtec.com)

[www.float-medtec.com](http://www.float-medtec.com)